

Scaled data based on original data using
LM-79-08 Approved Method: Electrical and Photometric Measurements of Solid-
State Lighting Products

Test Report Prepared for
Cooper Lighting Solutions
(formerly Eaton)

Brand: STREETWORKS

Report Number: P524252

Luminaire Tested: **IFLD-L-SA8A-950-U-66**

Issue Date: 05/27/2021



Test Information

Test Method: LM-79-08
Report Number: P524252
Test Lab: INNOVATION CENTER(G2)
Issue Date: 05/27/2021
Manufacturer: COOPER LIGHTING SOLUTIONS (FORMERLY EATON)
Product Line: STREETWORKS
Catalog Number: IFLD-L-SA8A-950-U-66
Description: Infrastructure Flood – Middle Tier Light Square Luminaire w/ 66 distribution lens
Light Source: (128) 5000K CCT, 90 CRI LEDS
Ballast/Driver: ELECTRONIC DRIVER

Summary

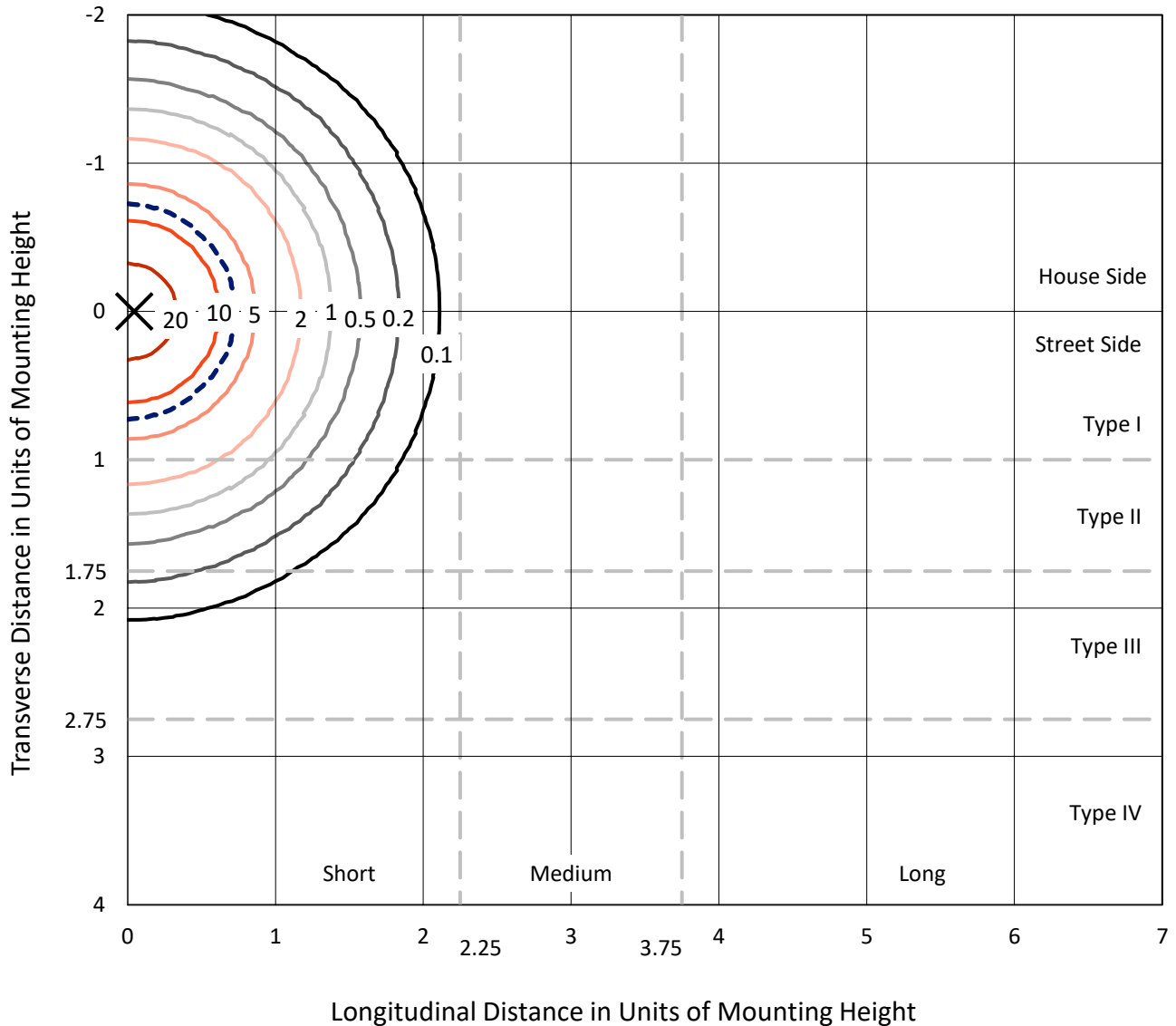
Lumens per Lamp: N/A
Luminaire Lumens: 25264.2 lumens
Efficiency: N/A
Efficacy: 102.0 lumens/watt
Luminous Opening: Rectangular (W 1' x L: 0.5' x H: 0')
IES Classification: Type V - Short
BUG Rating: B5 - U0 - G1

Input Watts (W): 247.8
Input Voltage (V): 120
Input Current (Ain): NR
Voltage Rise (V): NR
Power Factor: NR
Total Harmonic Distortion (THDi): NR
Frequency (hertz): 60
Stabilization Time: NR
Operation Time: NR
Ambient Temperature (°C): NR
Test Distance: 24 FT

REPORT NUMBER: P524252
 CATALOG NUMBER: IFLD-L-SA8A-950-U-66

Iso-Footcandle Lines of Horizontal Illumination

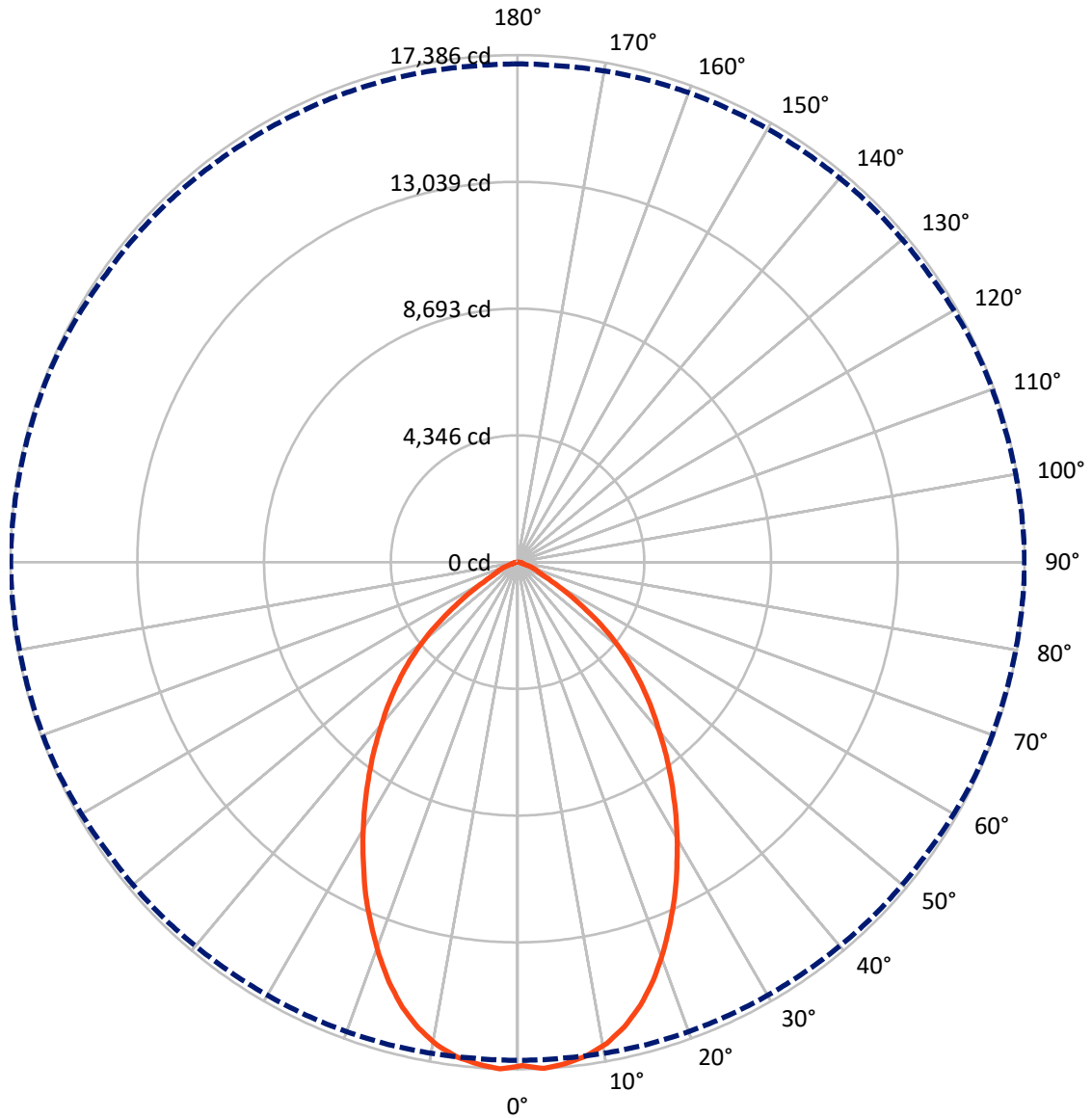
× Max cd
 - - - 1/2 Max cd



Based on 25 foot mounting height. Maximum calculated value = 27.6 fc
 Type V - Short - N/A

REPORT NUMBER: P524252
CATALOG NUMBER: IFLD-L-SA8A-950-U-66

Luminous Intensity Polar Plot



— Vertical Plane Through 90-Deg Lateral - - - Horizontal Cone Through 2.5-Deg Vertical

REPORT NUMBER: P524252

CATALOG NUMBER: IFLD-L-SA8A-950-U-66

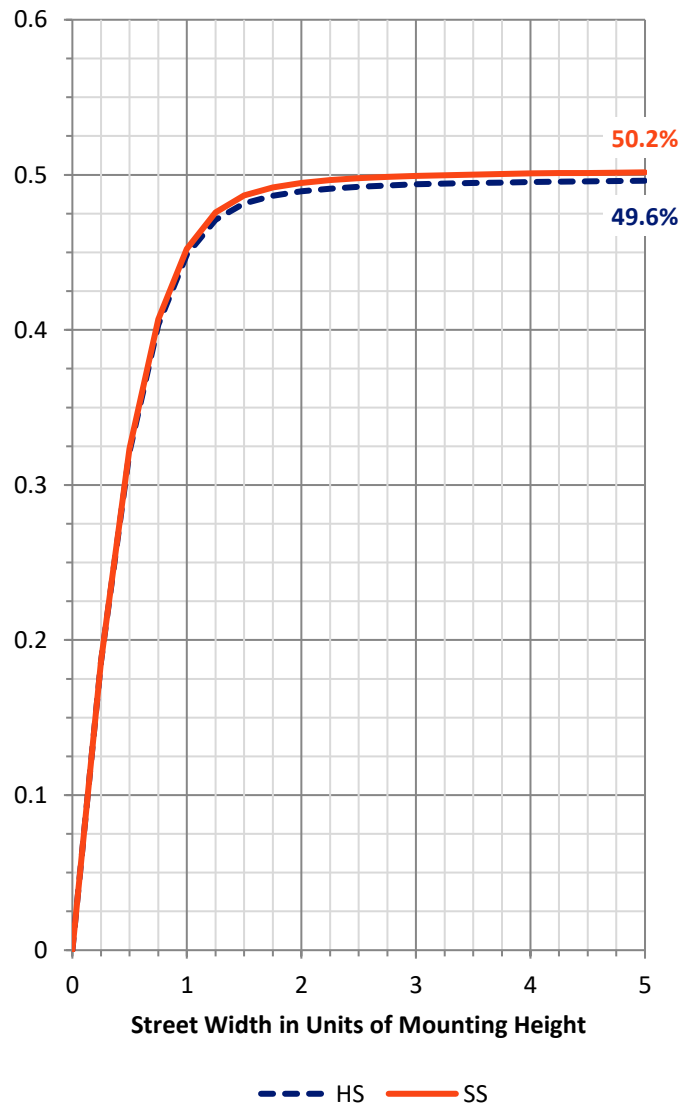
FLUX DISTRIBUTION:

		Downward	Upward	Total
House Side	Lumens	12632.1	0.0	12632.1
	% Fixture	50.0	0.0	50.0
Street Side	Lumens	12632.1	0.0	12632.1
	% Fixture	50.0	0.0	50.0
Total	Lumens	25264.2	0.0	25264.2
	% Fixture	100.0	0.0	100.0

ZONAL LUMENS:

Zone	Lumens	% Fixture
0°-10°	1621.1	6.4
10°-20°	4356.0	17.2
20°-30°	5635.8	22.3
30°-40°	5558.3	22.0
40°-50°	4496.9	17.8
50°-60°	2448.4	9.7
60°-70°	775.8	3.1
70°-80°	300.2	1.2
80°-90°	71.8	0.3
90°-100°	0.0	0.0
100°-110°	0.0	0.0
110°-120°	0.0	0.0
120°-130°	0.0	0.0
130°-140°	0.0	0.0
140°-150°	0.0	0.0
150°-160°	0.0	0.0
160°-170°	0.0	0.0
170°-180°	0.0	0.0
0°-90°	25264.2	100.0
0°-180°	25264.2	100.0

Coefficient of Utilization



REPORT NUMBER: P524252

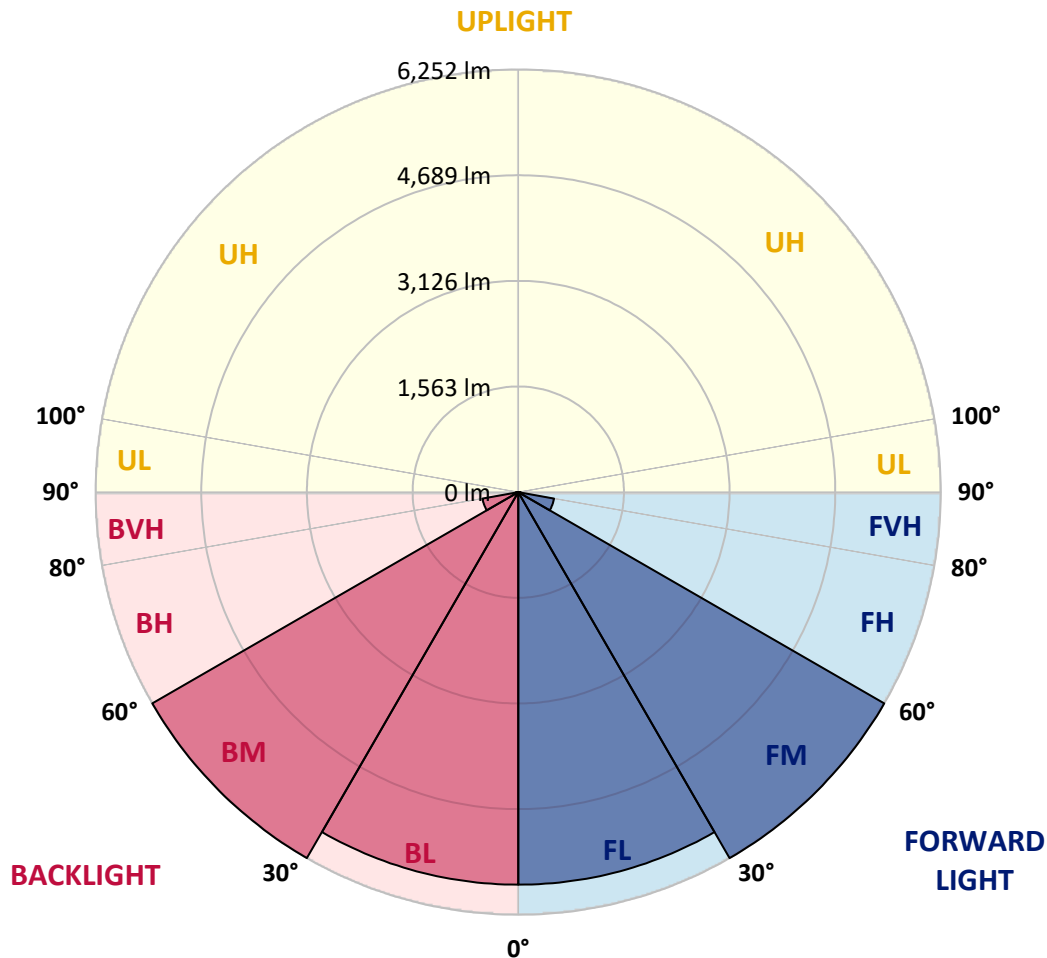
CATALOG NUMBER: IFLD-L-SA8A-950-U-66

LUMINAIRE CLASSIFICATION SYSTEM LUMEN TABLE AND BUG RATING:

Zone	Lumens	% Fixture	Zone Rating/Lumen Limit		
			B	U	G
FL (0°-30°)	5806.5	23.0			
FM (30°-60°)	6251.8	24.7			
FH (60°-80°)	538.0	2.1			G0/660
FVH (80°-90°)	35.9	0.1			G1/100
BL (0°-30°)	5806.5	23.0	B5		
BM (30°-60°)	6251.8	24.7	B4/8500		
BH (60°-80°)	538.0	2.1	B2/1000		G0/660
BVH (80°-90°)	35.9	0.1			G1/100
UL (90°-100°)	0.0	0.0		U0/0	
UH (100°-180°)	0.0	0.0		U0/0	

BUG Rating: B5-U0-G1

Type V Short





REPORT NUMBER: P524252
 CATALOG NUMBER: IFLD-L-SA8A-950-U-66

CANDELA DISTRIBUTION (FULL):

	0°	5°	15°	25°	35°	45°	55°	65°	75°	85°	90°
0°	17268.7	17268.7	17268.7	17268.7	17268.7	17268.7	17268.7	17268.7	17268.7	17268.7	17268.7
2.5°	17082.6	17078.9	17122.7	17141.0	17162.9	17206.7	17221.3	17316.2	17327.1	17363.6	17385.5
5°	17053.4	17038.8	17082.6	17089.9	17115.4	17122.7	17144.6	17210.3	17203.0	17257.8	17268.7
7.5°	16896.4	16878.1	16914.6	16921.9	16958.4	16947.5	16984.0	17031.5	17031.5	17071.6	17089.9
10°	16546.0	16542.3	16578.8	16582.5	16633.6	16622.6	16681.0	16692.0	16721.2	16750.4	16783.2
12.5°	16126.2	16078.8	16126.2	16108.0	16177.3	16137.2	16217.5	16243.0	16257.6	16308.7	16334.3
15°	15586.0	15527.6	15560.5	15542.2	15586.0	15534.9	15618.9	15670.0	15688.2	15739.3	15764.9
17.5°	14863.3	14815.8	14823.1	14797.6	14826.8	14786.6	14866.9	14947.2	14972.8	15027.5	15064.0
20°	13954.4	13954.4	13958.1	13936.2	13961.7	13921.6	13972.7	14096.8	14122.3	14195.3	14257.4
22.5°	13067.4	13067.4	13078.4	13049.2	13056.5	13038.2	13093.0	13213.4	13253.6	13330.2	13406.9
25°	12216.9	12202.3	12209.6	12184.1	12154.9	12162.2	12227.9	12304.5	12392.2	12490.7	12549.1
27.5°	11406.6	11424.9	11381.1	11362.8	11340.9	11300.8	11377.4	11472.3	11534.4	11614.7	11643.9
30°	10541.5	10578.0	10545.2	10530.6	10475.8	10424.7	10505.0	10599.9	10662.0	10738.6	10771.5
32.5°	9771.4	9760.4	9731.2	9698.4	9643.6	9603.5	9636.3	9745.8	9793.3	9873.6	9884.5
35°	8946.4	8939.1	8920.9	8855.2	8836.9	8789.5	8818.7	8913.6	8950.1	8997.5	9034.0
37.5°	8139.8	8114.2	8106.9	8081.4	8048.5	8037.6	8037.6	8088.7	8125.2	8172.6	8209.1
40°	7340.4	7347.7	7325.8	7303.9	7292.9	7278.3	7282.0	7311.2	7340.4	7362.3	7384.2
42.5°	6617.7	6577.5	6562.9	6541.0	6552.0	6570.2	6530.1	6573.9	6610.4	6610.4	6657.8
45°	5789.1	5807.3	5814.6	5851.1	5851.1	5832.9	5818.3	5840.2	5876.7	5873.0	5920.5
47.5°	5066.4	5044.5	5062.7	5117.5	5164.9	5172.2	5128.4	5139.4	5150.3	5132.1	5175.9
50°	4274.3	4281.6	4277.9	4361.9	4456.8	4423.9	4391.1	4402.0	4398.4	4398.4	4405.7
52.5°	3412.9	3431.1	3409.2	3529.7	3631.9	3606.3	3584.4	3584.4	3602.7	3599.0	3595.4
55°	2628.1	2620.8	2573.3	2631.7	2723.0	2726.6	2693.8	2708.4	2726.6	2744.9	2741.2
57.5°	1956.5	1934.6	1868.9	1872.5	1974.7	2000.3	1971.1	1967.4	1989.3	1996.6	2036.8
60°	1317.7	1314.0	1255.6	1252.0	1292.1	1361.5	1328.6	1328.6	1335.9	1346.9	1357.8
62.5°	901.6	908.9	887.0	883.3	890.6	949.0	945.4	941.7	938.1	952.7	949.0
65°	708.1	711.8	704.5	704.5	708.1	733.7	759.2	762.9	766.5	770.2	766.5
67.5°	569.4	573.1	565.8	573.1	573.1	576.7	613.2	627.8	631.5	631.5	627.8
70°	438.0	452.6	459.9	459.9	459.9	459.9	485.5	503.7	500.1	478.2	456.3
72.5°	219.0	266.5	368.7	372.3	368.7	365.0	379.6	397.9	394.2	277.4	208.1
75°	146.0	157.0	288.4	303.0	299.3	284.7	299.3	321.2	313.9	178.9	171.6
77.5°	84.0	91.3	193.5	222.7	240.9	208.1	237.3	259.2	248.2	146.0	142.4
80°	65.7	62.1	138.7	171.6	164.3	131.4	193.5	208.1	189.8	109.5	98.6
82.5°	40.2	40.2	91.3	131.4	120.5	76.7	135.1	160.6	142.4	80.3	73.0
85°	21.9	25.6	43.8	65.7	69.4	51.1	73.0	87.6	87.6	51.1	51.1
87.5°	11.0	11.0	14.6	14.6	18.3	21.9	21.9	25.6	18.3	14.6	14.6
90°	0.0	0.0	0.0	0.0	0.0	0.0	0.0	0.0	0.0	0.0	0.0

(END OF REPORT)